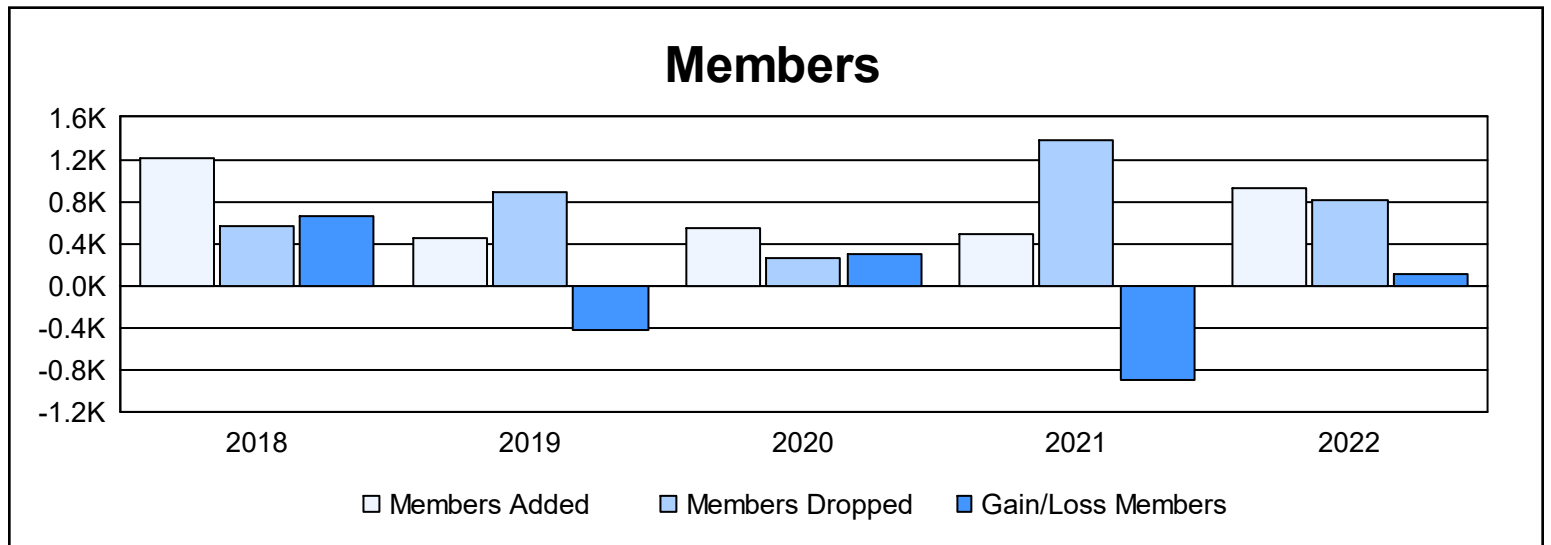
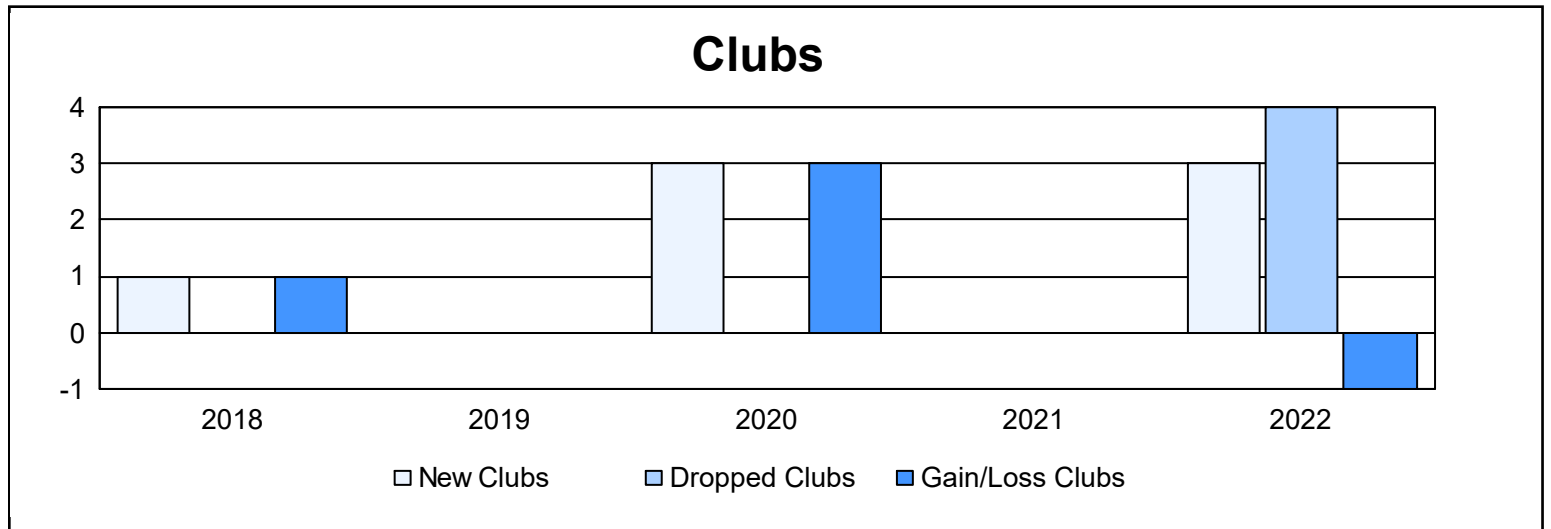
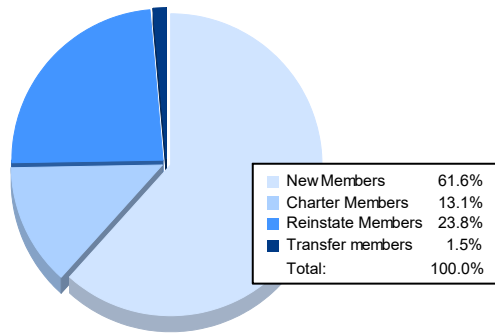


| Year | New Clubs | Dropped Clubs | Gain/ Loss Clubs | New Members | Charter Members | Reinstate Members | Transfer Members | Total Member Added | Total Members Dropped | Gain/ Loss Members |
|----------------|-----------|---------------|------------------|-------------|-----------------|-------------------|------------------|--------------------|-----------------------|--------------------|
| 2017-2018 | 1 | 0 | 1 | 1,131 | 65 | 8 | 11 | 1,215 | 556 | 659 |
| 2018-2019 | 0 | 0 | 0 | 431 | 6 | 16 | 6 | 459 | 878 | -419 |
| 2019-2020 | 3 | 0 | 3 | 390 | 104 | 45 | 14 | 553 | 260 | 293 |
| 2020-2021 | 0 | 0 | 0 | 372 | 30 | 68 | 14 | 484 | 1,375 | -891 |
| 2021-2022 | 3 | 4 | -1 | 564 | 120 | 218 | 14 | 916 | 808 | 108 |
| Average | 1 | 1 | 1 | 578 | 65 | 71 | 12 | 725 | 775 | -50 |



Membership Composition June 2022 Cumulative



Gender Composition June 2022 Cumulative

